



Vertiv™ Liebert® GXT5 UPS

500 - 3000VA 120V

Intelligent and Efficient UPS
for Protection of Your
Mission-Critical Applications



Intelligent and Efficient UPS for Protection of Your Mission-Critical Applications

The Vertiv™ Liebert® GXT5 UPS is an online double conversion UPS solution which offers premium power outage protection and continuous power conditioning in a compact and flexible rack/tower form factor.

The Liebert GXT5 single-phase UPS operates with high power efficiency, making it ideally suited to protect critical infrastructure in both centralized and edge network applications.

Scalable runtime options with matching external battery cabinets offer additional flexibility when extended uninterrupted power is required. Plus, the Liebert GXT5 provides battery health status and replacement date prediction for intelligent battery health management.

Liebert GXT5 Features

Leading UPS Technology

- High output power factor = up to 1.0
- Full-color graphic LCD with gravity sensing orientation
- Individually controllable output power sockets
- External battery cabinets with auto-detection
- Battery health status and replacement date prediction
- Remote management, update, and configuration capabilities
- Optimized thermal management and variable speed fan

The UPS system is easy to deploy and maintain due to its user-friendly LCD interface and remote management capabilities supported by the Vertiv RDU101 communications card which makes the Liebert GXT5 compatible with Vertiv infrastructure management solutions such as LIFE™ Services, environmental sensors, *Trellis™* Power Insight, and more.

With market leading efficiency and unity power factor operation, the Liebert GXT5 will meet your critical application needs. And you can rest assured that your business is protected with this Vertiv solution that includes a standard, three-year advanced exchange product warranty.

Efficient and Green Product

- High efficiency in online mode
- Energy Star® 2.0 certified
- Even higher efficiency (up to 98%) in Active ECO mode
- Programmable outlets for power cycling hung equipment and optimum battery usage
- Compliance with Restriction of Hazardous Substances (RoHS) directive and the Registration, Evaluation, Authorization and Restriction of Chemicals (REACH) regulation

What's in the box

- UPS
- Tower stand
- 4-Post Rack Mounting Kit
- USB Cable
- Quick Start Guide
- Safety Manual
- Power Insight management software (free download from Vertiv.com)



Solutions Wide

- Compact rack/tower design
- Broad range of services and extended warranty
- Easy to install, configure and operate
- Vertiv RDU101 network communications card with advanced features
- Compatibility with environmental sensors
- Integrated dry-contacts with selectable definition
- Free *Trellis™* Power Insight management software
- Serial port for out-of-band management with Avocent® serial consoles
- Automatic internal bypass and external maintenance bypass options

Vertiv™ Liebert® GXT5 Features



High power factor (0.9-1.0)
More usable power enables more connected loads saving space and costs.

Efficiency (up to 95%) in online mode

Energy Star 2.0 certification.
Higher efficiency means an optimized energy management and lower heat dissipation, for energy savings and improved reliability.



**Efficiency (up to 98%)
in Active ECO mode**
Superior protection with maximum efficiency.

Colored graphic LCD with gravity sensitive orientation

User-friendly interface provides insight to UPS status for easy installation, configuration and operation.



Compact rack/tower design

Space-saving UPS provides rack space optimization and flexible installation.



Battery cabinets with auto-detection

Be confident the UPS is set up correctly to report available runtime when used with external battery cabinets.



Product warranty

Comprehensive coverage through a standard three-year advanced exchange warranty.



How You Benefit from the Vertiv™ Liebert® GXT5 UPS

Designed for high availability



- The higher power factor (0.9 - 1.0) ensures the connection of more loads and IT equipment
- With individually controlled output receptacles, you can manage power to individual devices without impacting other critical network equipment operation
- Minimum downtime of the device provided by hot-swappable, user-replaceable battery modules which can be changed during operation
- LIFE™ Services helps to enhance uptime, as well as operational efficiency with continuous remote monitoring, expert analysis, and proactive response
- Automatic self-test

User-friendly installation and operation



- Easy-to-read, gravity-sensing graphical color display
- Intuitive user interface for local configuration and management
- Support for the Vertiv suite of remote management tools (Trellis™ Power Insight, RDU101 network interface card, and serial connectivity support)
- Auto-detection of external battery cabinets enables faster deployment and accurate runtime information
- Remote UPS firmware upgrade capability ensures the UPS has the latest features and enhancements

Longer service life and runtime of the batteries



- Extended runtimes provided by the addition of external battery cabinets
- Improved battery care by temperature-compensated battery charging
- Intelligent battery health management ensures a longer service life (optimized battery maintenance and replacement when needed)

Optimized energy and capacity management



- Active ECO operating mode with up to 98% efficiency
- Efficiency in online double conversion mode up to 95%
- Energy Star 2.0 certified
- Four individually programmable output receptacles can be use to extend runtime for the most critical loads and smart disconnection of the less critical ones

Seamless connectivity



- Four onboard, user-definable dry contact I/O for integration of support management systems
- Supports SNMP, web, and environmental sensors with the optional RDU101 communications card
- Serial connection for integration of Avocent® ACS product or direct serial management and control of the UPS

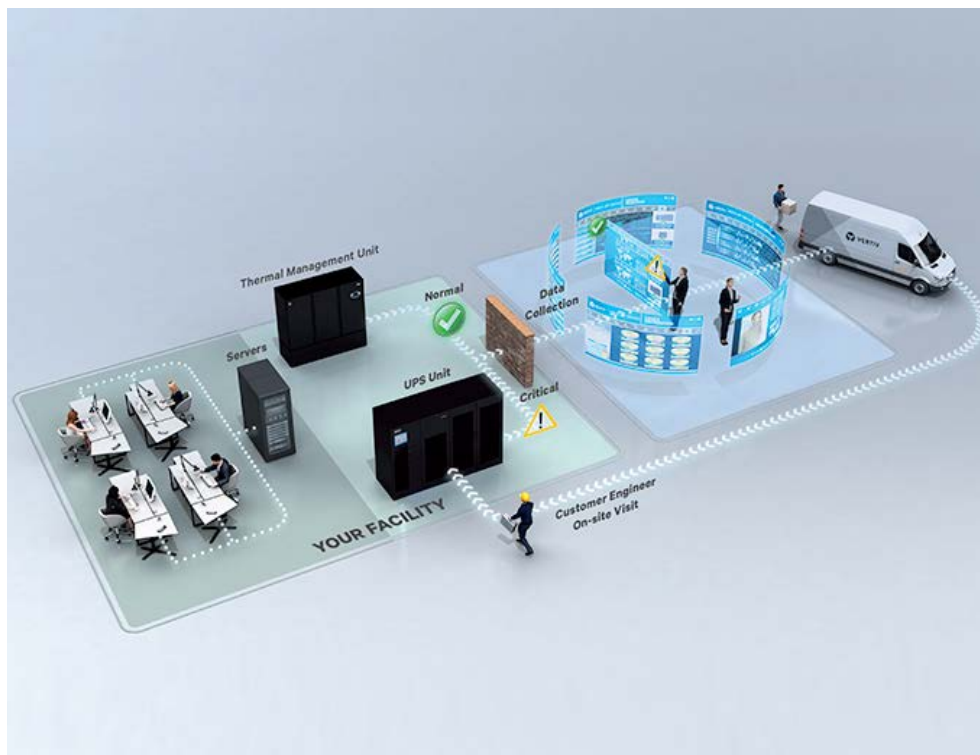
Power Assurance Package: Comprehensive Service Support for Critical Systems

- **Five-year protection plan** with 100% parts coverage and 24x7 emergency service
- **On-site installation and startup** of UPS and internal batteries (excludes hard-wired applications); configuration of new UPS and accessories; and if purchased, safe removal and disposal of legacy UPS and batteries
- **On-site service support** available 24x7 (within 150 miles of regional service center) and includes 100% labor and travel coverage
- **100% parts coverage** for UPS and includes internal batteries, POD (power output distribution), and web card
- **24x7 access** to customer resolution center and online access to Customer Services Network

Key benefits:

- Hassle-free management of multi-site rollouts
- Frees up time-strapped IT staff by managing and tracking UPS health, maintenance and service
- Reduces the worry of critical equipment downtime
- Ensures rapid recovery in the event of failure (within 24-48 hours)
- Frees you from the responsibility of handling and documenting the disposal of legacy UPS and batteries

Remote Diagnostic Services for Rapid Response



Refer to page 11 for service offerings' SKUs

Uptime assurance

- Continuous monitoring for early detection of trends and operating anomalies
- Analysis and interpretation of alarm and status messages

Rapid incident response

- Automatic transmission of data for analysis
- Concurrent diagnosis and dispatch of engineer to site
- Shipment of parts for corrective maintenance

Increased insight and ease of management

- Notification of operating conditions that may impact system health
- Periodic trend and analysis reports
- Integration of remote and on-site services to ensure business continuity

Vertiv™ Liebert® GXT5 | 500 - 3000VA 120V UPS

Technical Specifications

	GXT5-500LVRT2UXL	GXT5-750LVRT2UXL	GXT5-1000LVRT2UXL	GXT5-1500LVRT2UXL	GXT5-2000LVRT2UXL	GXT5-3000LVRT2UXL
Ratings (VA/W)	500VA/500W	750VA/750W	1000VA/1000W	1500VA/1350W	2000VA/1800W	3000VA/2700W

Dimensions, inches (mm)

Unit W x D x H	16.9 x 15.7 x 3.4 (430 x 400 x 85)	16.9 x 15.7 x 3.4 (430 x 400 x 85)	16.9 x 15.7 x 3.4 (430 x 400 x 85)	16.9 x 18.5 x 3.4 (430 x 470 x 85)	16.9 x 18.5 x 3.4 (430 x 470 x 85)	16.9 x 21.3 x 3.4 (430 x 540 x 85)
----------------	---------------------------------------	---------------------------------------	---------------------------------------	---------------------------------------	---------------------------------------	---------------------------------------

Weight, pounds (kg)

Unit	37 (16.8)	37 (16.8)	37 (16.8)	46.2 (21)	47.5 (21.6)	66(30)
------	-----------	-----------	-----------	-----------	-------------	--------

Input AC Parameters

Range	Typical 120V Range: 60-150V	Typical 120V Range: 60-150V	Typical 120V Range: 60-150V	Typical 120V Range: 60-150V	Typical 120V Range: 60-150V	Typical 120V Range: 60-150V
Frequency	40-70Hz; Auto Sensing	40-70Hz; Auto Sensing	40-70Hz; Auto Sensing	40-70Hz; Auto Sensing	40-70Hz; Auto Sensing	40-70Hz; Auto Sensing
Input Power Cord	10 ft. attached w/ NEMA 5-15P plug	10 ft. attached w/ NEMA 5-15P plug	10 ft. attached w/ NEMA 5-15P plug	10 ft. attached w/ NEMA 5-15P A plug	10 ft. attached w/ NEMA L5-20P A plug	10 ft. attached w/ NEMA L5-30P plug

Output AC Parameters

Output Receptacles	5-15R x 6	5-15R x 6	5-15R x 6	5-15R x 6	L5-20R+5-20R x 6	L5-30R+5-20R x 6
Typical 120V User selectable output	110/115/120/125VAC (user-configurable); ±3%	110/115/120/125VAC (user-configurable); ±3%	110/115/120/125VAC (user-configurable); ±3%	110/115/120VAC (user-configurable); ±3%	110/115/120VAC (user-configurable); ±3%	110/115/120VAC (user-configurable); ±3%
Waveform	Sine wave	Sine wave	Sine wave	Sine wave	Sine wave	Sine wave
Utility (AC) Mode Overload	>200% for 250ms; 150- 200% for 50 seconds; 125- 150% for 60 seconds; 105-125% for 60 seconds	>200% for 250ms; 150- 200% for 50 seconds; 125- 150% for 60 seconds; 105-125% for 60 seconds	>200% for 250ms; 150- 200% for 50 seconds; 125- 150% for 60 seconds; 105-125% for 60 seconds	>200% for 250ms; 150- 200% for 2 seconds; 125- 150% for 50 seconds; 105-125% for 60 seconds	>200% for 250ms; 150- 200% for 2 seconds; 125- 150% for 50 seconds; 105-125% for 60 seconds	>200% for 250ms; 150- 200% for 2 seconds; 125- 150% for 10 seconds; 105-125% for 15 seconds

Battery

Type	Valve-regulated, non-spillable, lead acid	Valve-regulated, non-spillable, lead acid	Valve-regulated, non-spillable, lead acid	Valve-regulated, non-spillable, lead acid	Valve-regulated, non-spillable, lead acid	Valve-regulated, non-spillable, lead acid
Backup Time (100% Load)	15 Minutes	8.5 Minutes	6 Minutes	5 Minutes	3 Minutes	3 Minutes
Backup Time (50% Load)	36.5 Minutes	21.5 Minutes	15 Minutes	13 Minutes	9 Minutes	9 Minutes
+1 External Battery Cabinet (100% Load)	65 Minutes	41 Minutes	28.5 Minutes	25 Minutes	17 Minutes	17 Minutes
+1 External Battery Cabinet (50% Load)	132 Minutes	88 Minutes	65 Minutes	59 Minutes	42 Minutes	43.5 Minutes

Environmental Requirements

Operating Temperature, °F (°C)	+32 to +104 (0 to 40)	+32 to +104 (0 to 40)	+32 to +104 (0 to 40)	+32 to +104 (0 to 40)	+32 to +104 (0 to 40)	+32 to +104 (0 to 40)
Storage Temperature, °F (°C)	-4 to +140 (-20 to 60) contain batteries will be from -15 to 40°C.	-4 to +140 (-20 to 60) contain batteries will be from -15 to 40°C.	-4 to +140 (-20 to 60) contain batteries will be from -15 to 40°C.	-4 to +140 (-20 to 60) contain batteries will be from -15 to 40°C.	-4 to +140 (-20 to 60) contain batteries will be from -15 to 40°C.	-4 to +140 (-20 to 60) contain batteries will be from -15 to 40°C.
Relative Humidity	0% to 95%, non-condensing	0% to 95%, non-condensing	0% to 95%, non-condensing	0% to 95%, non-condensing	0% to 95%, non-condensing	0% to 95%, non-condensing
Operating Elevation	10,000 ft. (3,000m)	10,000 ft. (3,000m)	10,000 ft. (3,000m)	10,000 ft. (3,000m)	10,000 ft. (3,000m)	10,000 ft. (3,000m)
Storage Elevation	50,000 ft. (15,000m)	50,000 ft. (15,000m)	50,000 ft. (15,000m)	50,000 ft. (15,000m)	50,000 ft. (15,000m)	50,000 ft. (15,000m)
Audible Noise	<46dBA max @ 3 ft. (1m) front and sides < 43dBA, at 3 ft. (1m) rear	<46dBA max @ 3 ft. (1m) front and sides < 43dBA, at 3 ft. (1m) rear	<46dBA max @ 3 ft. (1m) front and sides < 43dBA, at 3 ft. (1m) rear	< 46dBA at 3 ft. (1m) front and side < 45dBA at 3 ft. (1m) rear	<48dBA max @ 3 ft. (1m) front and side <48dBA max @ 3 ft. (1m) rear	<48dBA max @ 3 ft. (1m) front and side <48dBA max @ 3 ft. (1m) rear

Agency

Surge Immunity	ANSI C62.41 Category B	ANSI C62.41 Category B	ANSI C62.41 Category B	ANSI C62.41 Category B	ANSI C62.41 Category B	ANSI C62.41 Category B
Transportation	ISTA Procedure 1A	ISTA Procedure 1A	ISTA Procedure 1A	ISTA Procedure 1A	ISTA Procedure 1A	ISTA Procedure 1A
Safety	UL 1778 4th Edition and CSA 22.2 No. 107.1	UL 1778 4th Edition and CSA 22.2 No. 107.1	UL 1778 4th Edition and CSA 22.2 No. 107.1	UL 1778 4th Edition and CSA 22.2 No. 107.1	UL 1778 4th Edition and CSA 22.2 No. 107.1	UL 1778 4th Edition and CSA 22.2 No. 107.1
Emissions	FCC Part 15 (Class A) - CISPR22 Class A (RFI)	FCC Part 15 (Class A) - CISPR22 Class A (RFI)	FCC Part 15 (Class A) - CISPR22 Class A (RFI)	FCC Part 15 (Class A) - CISPR22 Class A (RFI)	FCC Part 15 (Class A) - CISPR22 Class A (RFI)	FCC Part 15 (Class A) - CISPR22 Class A (RFI)
Environmental	WEEE and ROHS2 REACH	WEEE and ROHS2 REACH	WEEE and ROHS2 REACH	WEEE and ROHS2 REACH	WEEE and ROHS2 REACH	WEEE and ROHS2 REACH

Warranty

	Std. 3 year; Opt. 2 year	Std. 3 year; Opt. 2 year	Std. 3 year; Opt. 2 year	Std. 3 year; Opt. 2 year	Std. 3 year; Opt. 2 year	Std. 3 year; Opt. 2 year
--	--------------------------	--------------------------	--------------------------	--------------------------	--------------------------	--------------------------

GXT5 UPS + RDU101 Network Communication card bundles available — Add an "N" to the end of the model number. Available through select distributors.

Vertiv™ VR Rack

Supports a wide variety of equipment and gives you the flexibility you need with easy installation

Vertiv™ Geist™ rPDU

Reliably distributes power to the rack, supporting dynamic data center operations and DCIM

Vertiv™ SwitchAir

Prevents overheating of network switches by directing cool air to switch intakes, keeping hot exhaust air out

Vertiv™ ACS Console

Enables integrated remote monitoring, out-of-band management, and IoT connectivity

Vertiv™ KVM Switch

Enables single-point access for switching between multiple computers

Vertiv™ Rack Cooling

Provides energy-efficient cooling close to the IT equipment and UPS units

Vertiv™ Liebert® GXT5

Helps protect mission-critical equipment from all power disturbances due to blackouts, brownouts, sags, surges or noise interference

Accessories

Racks and enclosures: Support a wide variety of equipment with the Vertiv™ VR Rack including servers, storage, switches, routers, PDUs, UPS units, console port servers, and KVM switches.

Rails and mounting hardware: Install equipment with a four-post rail kit and hardware for mounting in a 19- or 23-inch rack or choose a two-post telecom rack for front- or mid-chassis, wall, or Zero U configuration.

Rack mount PDUs: For basic or intelligent power distribution that helps prevent overloaded circuits in the data center, choose from products such as upgradable PDUs, inline power meters, transfer switches, and monitoring sensors.

Extended battery modules: Enable scalable runtime for support during extended power outage situations by adding reliable power and protection to new or existing deployments.

Environmental sensor: Maintain knowledge of remote environments with temperature, humidity and leak detection, or monitor available dry-contact sensors for security access control or smoke detection.

Vertiv™ Liebert® GXT5 | 500 - 3000VA 120V UPS

Available Accessories for the Vertiv™ Liebert® GXT5 UPS



External battery cabinets and replacement battery kits

UPS	External battery cabinets	Replacement battery kits
GXT5-500LVRT2UXL	GXT5-EBC36VRT2U	GXT5-36VBATKIT
GXT5-750LVRT2UXL	GXT5-EBC36VRT2U	GXT5-36VBATKIT
GXT5-1000LVRT2UXL	GXT5-EBC36VRT2U	GXT5-36VBATKIT
GXT5-1500LVRT2UXL	GXT5-EBC48VRT2U	GXT5-48VBATKIT
GXT5-2000LVRT2UXL	GXT5-EBC48VRT2U	GXT5-48VBATKIT
GXT5-3000LVRT2UXL	GXT5-EBC72VRT2U	GXT5-72VBATKIT



Network communications and environmental sensors

Network Communications	RDU101	Intellislot web card for SNMP and web management. Supports environmental sensors.
	IS-RELAY	Intellislot Interface Kit for Relay Contacts
Environmental Sensors	SN-Z01	Integrated cable with single temperature sensor
	SN-Z02	Integrated cable with three temperature sensors
	SN-Z03	Integrated cable with three temperature and one humidity sensors
	SN-T	Modular with single temperature sensor
	SN-TH	Modular with single temperature and single humidity sensor
	SN-2D	Modular with two door contact inputs
	SN-3C	Modular with three dry contact inputs
	SN-L20	Modular leak zone sensor with 20 foot cable (Liebert RDU-S only)
UPS manageability options	Trellis™ Power Insight Software Management	Trellis™ Power Insight is a complimentary web-based software designed to monitor up to 100 Vertiv™ UPSs and rPDUs



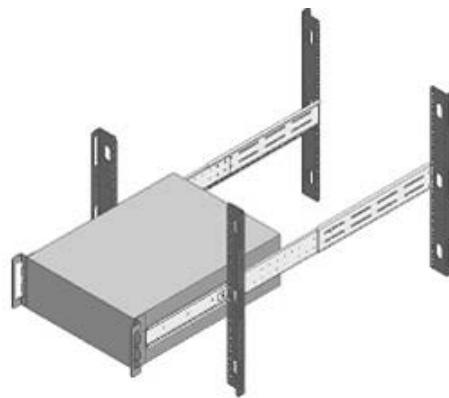
MicroPOD - Maintenance bypass and output distribution

The Liebert® MicroPOD (Power Output Distribution) is a maintenance bypass option for UPS products, 3 kVA and below. It allows removal of the UPS without powering down the connected equipment. The 2U POD's can be installed on the floor or mounted to a Liebert GXT5 UPS using the included mounting brackets.

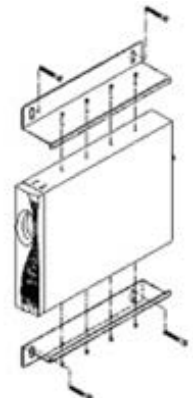
UPS VA rating	POD model number	Output receptacles	Plug to utility
500-1500VA UPS	MP2-115HW	Hard Wired	Hardwired
	MP2-115A	8 x 5-15R	5-15P
2000VA UPS	MP2-120HW	Hard Wired	Hardwired
	MP2-120C	8 x 5-15/20R	5-20P
	MP2-120E	4 x 5-15/20R; 1 x L5-20R	5-20P
3000VA UPS	MP2-130HW	Hard Wired	Hardwired
	MP2-130C	8 x 5-15/20R	L5-30P
	MP2-130E	2 x 5-15/20R; 1 x L5-30R; 4 x 5-15/20R	L5-30P
	MP2-130P	4 x 5-15R; 2 x L5-20R	L5-30P



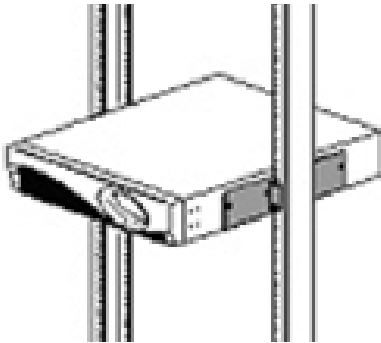
2POSTRMKIT



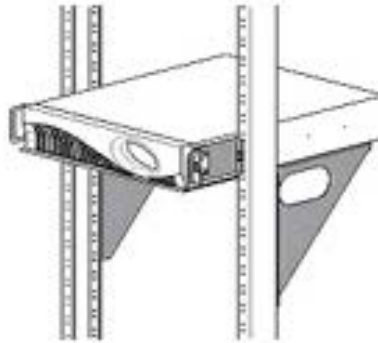
Rack Slide Kits for all Liebert GXT5
Rack Tower Models (RMKIT 18-32)



Wall Mount Bracket Kit for
GXT5 500VA – 3000VA models
WMBKT2U and WMBKT2U-SS



2UTELECOMRKIT



Rack Shelves - Center mount shown
RS600 / RS800



Standard Kit included
inside the UPS box
201193G1L

Mounting Kit Options

Application	Model Supported	Style	Model	Description
2 Post- Telecom rack	Entire GXT5 UPS family (500VA to 10kVA)	Shelf	RS500	Flush-mount shelf for 19" rack wide
		Shelf	RS600	Center-mount shelf for 19" rack wide
		Shelf	RS700	Flush-mount shelf for 23" rack wide
		Shelf	RS800	Center-mount shelf for 23" rack wide
	GXT5 up to 3kVA	Bracket	2UTELECOMRKIT	Only center-mount bracket for 19" rack wide
		Bracket	2POSTRMKIT	Front flush/ center-mount bracket - 4-piece design
Wall Mount	GXT5 up to 3kVA	Bracket	WMBKT2U	Wall mount bracket holds (1) GXT5 2U or (1) PS15 2U product, steel painted black
		Bracket	WMBKT2USS	Wall mount bracket holds (1) GXT5 2U or (1) PS15 2U product, stainless steel
4 Post rack	Entire GXT5 UPS family (500VA to 10kVA)	Bracket	RMKIT18-32	Cabinet/racks with 18" - 32" deep support rails - Telescopic rail

Note: RS600 and RS800 kits include adapter brackets for installation of up to (2) Liebert GXT5 2U model

Vertiv™ Liebert® GXT5 | 500 - 3000VA 120V UPS

Liebert® GXT5 UPS - Power Assurance Services

Power Assurance Package

Bundled Start-up Service AND 5-Year On-site Emergency Response	Standard	With LIFE™ Services	With Removal	With LIFE and Removal
Equipment Model / Type	Part Number	Part Number	Part Number	Part Number
Liebert GXT5 UP TO 3 KVA	PAPGXT-1K3K	PAPGXT-1K3KLF	PAPGXT-1K3KRMV	PAPGXT-1K3KRFLF
External Battery Cabinet (36V or 48V or 72V)	PAPGXT-BATT	PAPGXT-	N/A	N/A

Power Startup Services

Startup Service Only	Standard	With Removal
Equipment Model / Type	Part Number	Part Number
Liebert GXT5 UP TO 3 KVA	SUGXT-1K3K	SUGXT-1K3KRMV
External Battery Cabinet (36V or 48V or 72V)	SUGXT-EXTBTCB	SUGXT-EXTBTCBMV

Power Emergency Services

5-Year On-site Emergency Coverage - Only	Standard	With LIFE Services
Equipment Model / Type	Part Number	Part Number
Liebert GXT5 UP TO 1 KVA	PEPGXT-1K5YR	PEPGXT-1KLF
Liebert GXT5 1.5 kVA	PEPGXT-15005YR	PEPGXT-1500LF
Liebert GXT5 2.0 kVA	PEPGXT-20005YR	PEPGXT-2000LF
Liebert GXT5 3.0 kVA	PEPGXT-30005YR	PEPGXT-3000LF
External Battery Cabinet 36V	PEPGXT-36VBAT5YR	N/A
External Battery Cabinet 48V	PEPGXT-48VBAT5YR	N/A
External Battery Cabinet 72V	PEPGXT-72VBAT5YR	N/A

Power Assurance Package - Summary

- Includes all below "Power Start-up Services" and "Power Emergency Services" support
- One Preventative Maintenance visit after 3rd year (5-10kVA UPS only)

Power Startup Services - Summary

- Installation includes mounting and start-up of new UPS or EBC (excludes hard-wired applications)
- Services performed by Vertiv factory trained technician
- Services performed 7 X 24, excluding national holidays within the 48 contiguous states and Hawaii
- Removal and disposal of existing UPS or EBC equipment, if selected

Power Emergency Services - Summary

- On Site Service Support
- Full-service five (5) year contract term commencing upon the start-up date
- 100% parts coverage, including internal batteries, POD and web card
- 100% labor and travel coverage 7 days/week, 24 hours/day
- 24-Hour Customer Resolution Center via 1-800-LIEBERT
- Access to Customer Services Network portal

LIFE Services includes above plus:

- Continuous Monitoring, Expert Analysis, and Proactive Response

Note: LIFE Services requires an RDU101 card, which is included on all 5000VA to 10000VA models.

Please refer to the [Scopes of Work](#) for full and additional details.


500-1500VA – 120V Rack/Tower

External Battery Connector

Scalable runtime solution supported for extended outage protection

4 x Individually Controllable Receptacle

Manage load on battery and control unauthorized access to UPS receptacle



Communications

SNMP, Serial, Dry contact, Local USB
Local and remote configuration and UPS Management

NEMA 5/15P input with over current protection

Simple installation and power on with connected input cord

2000VA – 120V Rack/Tower

External Battery Connector

Scalable runtime solution supported for extended outage protection

NEMA L5-20R

Support larger devices or rack PDU

4x Individually Controllable Receptacle, 2x Always on Receptacles

Manage load on battery and control unauthorized access to UPS receptacle



Communications

SNMP, Serial, Dry contact, Local USB
Local and remote configuration and UPS Management

NEMA L5-20P input with over current protection

Includes NEMA 5-20 Adapter Cable for non-locking receptacles

3000VA – 120V Rack/Tower

External Battery Connector

Scalable runtime solution supported for extended outage protection

NEMA L5-30R

Support larger devices or rack PDU

4x Individually Controllable Receptacle, 2x Always on Receptacles

Manage load on battery and control unauthorized access to UPS receptacle



Communications

SNMP, Serial, Dry contact, Local USB
Local and remote configuration and UPS Management

NEMA L5-30P input with over current protection

Simple installation and power on with connected input cord

