













CIVIL MONETARY PENALTIES

Over the last **6+ years**, over **250 fines** have been issued for self-disclosed OIG excluded individuals or entities, averaging around **\$116k per fine**.

Total amount fined	Year # of fines	Average amount per fine
\$2,631,192.98	 2009 20 fines	 \$131,559.65
\$4,004,513.61	 2010 37 fines	 \$108,230.10
\$3,231,606.96	 2011 31 fines	 \$104,245.39
\$5,440,894.94	 2012 36 fines	 \$151,135.97
\$3,551,692.35	 2013 45 fines	 \$78,926.50
\$9,062,610.21	 2014 75 fines	 \$120,834.80
TOTAL AMOUNT FINED \$27,922,511.05	FINES 244	AVERAGE AMOUNT/FINE \$114, 436.52

UPDATE

So far in 2015, **9 fines** have been issued for an average of **\$165,884.95** and a total of **\$1,492,964.84**

These have been issued to a variety of facilities, including owners. Although an exact amount was not disclosed, one ambulatory company was fined so severely they were forced to shut down.



NOTE

The above represents numbers from self-disclosed exclusions. Alternatively, if the cases had been OIG enforced, fines could have exceeded \$55,000,000.