


The Five-Minute Lecture Capture



viz

Your Guide to a Future-Proof Capture Strategy



TRADITIONAL LECTURE CAPTURE IS NOT ENOUGH ANYMORE.

There. We said it. Today, lecture capture success is defined by more than capturing a classroom video. It needs to engage students, wherever and whenever they learn. It needs to capture participation and behavioral data to give instructors the insights to drive student success and better outcomes.

Does Your Lecture Capture Solution Make the Grade?
Take the Five-Minute Quiz to Find Out.

Q1

Does Your Lecture Capture Solution Make Class and Study Time Better for Students?

Yes No

Allows students to answer digital questions on phones, tablets and computers

Includes one-screen viewing of video, slides, notes and comments, anytime, anywhere


Enables students to ask questions privately and flag confusing content

Synchronizes personal notes with video and slides

Creates a personal study guide with notes, activities, video, questions and comments

Take Note

Early research from the University of Michigan shows that note taking is a sign of student success. Students with a GPA of 3.6 or higher take five times as many notes as their peers.



Q2

Does Your Lecture Capture Solution Give Instructors Insight into Student Success?

Yes No

Measures student participation before, during and after class

Tracks behavioral data like video and slide views, note taking, attendance and quiz responses

Assigns customized engagement score for every student

Gauges understanding with digital polls and five different question types: Multiple Choice, Image Based, Open Ended, Ordered List and Numerical

Make Participation Count

When one instructor at the University of Ottawa added digital polls and quizzes to his class, participation skyrocketed by 49 percent.



Q3

Does Your Lecture Capture Solution Include Content Management Designed for Instructors?

Yes No

Gives students and instructors a one-stop shop for finding course content

Enables easy content upload with one-click PowerPoint ribbon or drag-and-drop from a computer

Allows for the saving, sharing and reusing of content in one location

Includes automatic content tagging and search

Requires no add-on costs, deployment or installation time



Q4

Does Your Lecture Capture Solution Give Your Instructors the Flexibility They Need?

Yes No

Accommodates capture everywhere - the classroom, home, office or in the field

Supports flipped classroom, live broadcasts, blended learning, distance learning and more

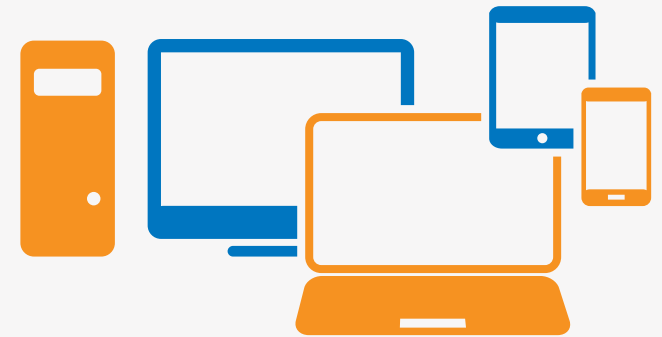
Offers flexible capture options with choice of hardware and software solutions

Includes scheduling and standards-based integration for automated capture and publishing

Captures and shares content across any platform

Are You Ready for Extreme BYOD?

Freshman students bring an average of 3.5 devices and/or computers to campus with them on the first day of fall semester.



Q5

Does Your Lecture Capture Solution Deliver Exceptional ROI?

Yes No

Delivers the global scalability of cloud technology

Reduces the time and manpower involved with system management

Handles data security and privacy for true peace of mind

Assists with deployment, training, support and annual system health evaluations

Delivers 30% cost savings over traditional lecture capture systems





YOUR QUIZ RESULTS

If you answered no to any of the questions,
it's time for a new approach to lecture capture.

More engagement, more accessibility, greater instructor insights and improved learning outcomes. Echo360 is the next stage in lecture capture technology. With over 2.5 million students and 10 million views a month, it's a proven success. Every function drives student success, comprehension and ROI. As a SaaS model, you can deploy features at your own pace and leave the heavy lifting to us

Get Started in 3 Simple Steps.

Get Started

Move Content Online

Step 1

It all starts with traditional lecture capture. With course content captured and stored in the cloud, any laptop, table or phone becomes an instant learning portal. Instructors simply upload their presentations and record their lecture if desired. Echo360 lets them make the most of their material, delivering it straight to students.

You're ready for Step 2.

The Echo360 payoff:

Student productivity during study time skyrockets now that video, presentations and notes are in one place. Office hours are more efficient and instructors report they spend less time responding to emails with content available at students' fingertips.



Track Student Progress

Step 2

Which students need extra help? How well is a new lesson plan or teaching approach resonating? Daily “report cards” and user-friendly instructor dashboards charting interactions, video views and more help track ongoing progress. Behavioral data and learning analytics helps instructors catch minor problems before they become major and minimize end-of-term surprises.

It's time for Step 3.

The Echo360 payoff:

The ongoing collection of participation data helps instructors know who's on the road to student success. A University of Ottawa professor saw exam scores jump 10% when using Echo360.



Make Class Time Interactive

3 Step

In your next step, add some class time interaction. The easy PowerPoint ribbon lets you automatically insert questions without leaving the familiar PowerPoint interface. Embedded quizzes and polls test the comprehension of new ideas as they are being taught. Anonymous messaging capabilities help even the shyest students ask questions. And tracking before, during and after class paints a comprehensive picture of participation.

You're ready to make the move.

The Echo360 payoff:

Students are engaged with instructors, their peers and their class – using their laptops to learn instead of surfing social media.





Experience the future of student learning
and a new approach to lecture capture at
echo360.com/demoday